



Vesper Collection

LH2, COR, RH2 corner group shown in Aaron Silver (Cover 1), Tesserre Pebble (Cover 2) Destiny Silver (Cover 3) and Duchess Pebble (Cover 4).

Colours represented are to be used as a guide only, colour shadings can vary slightly from each roll of fabric. Please refer to manufacturers swatch for more colour options.

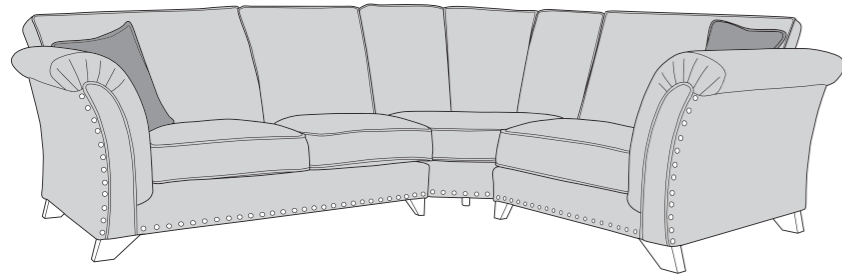
foamflex⁺

VESPER COVER GUIDE: STANDARD BACK

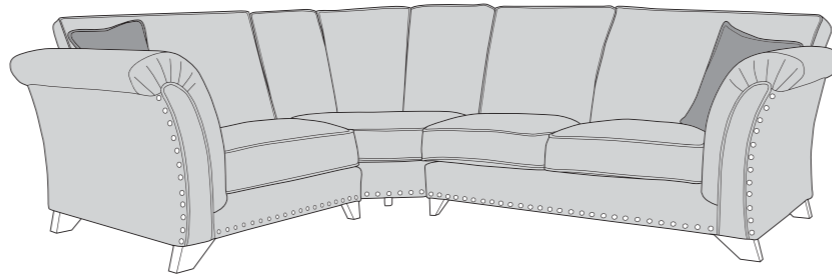
Please use this guide when ordering the following pieces to clarify cover options.

STANDARD BACK - Available with & without studs

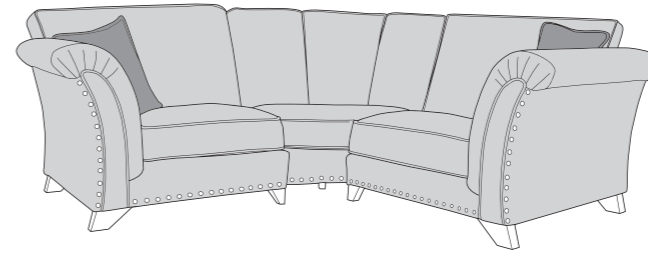
LH2, COR, RH1 (L2, CO, R1)



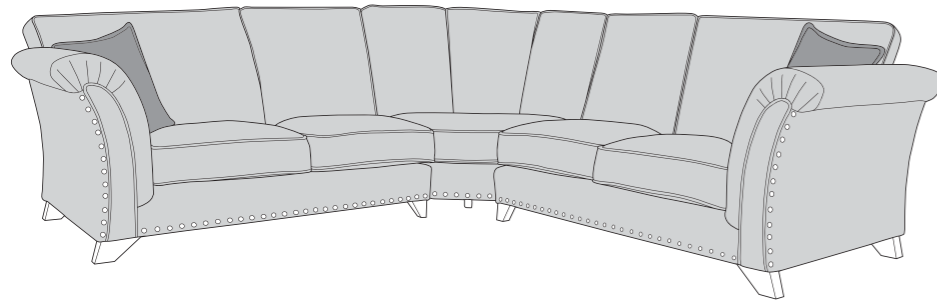
LH1, COR, R2 (L1, CO, R2)



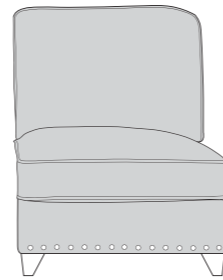
LH1, COR, RH1 (L1, CO, R1)



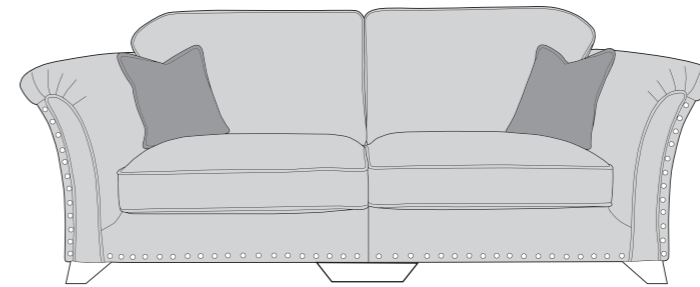
LH2, COR, RH2 (L2, CO, R2)



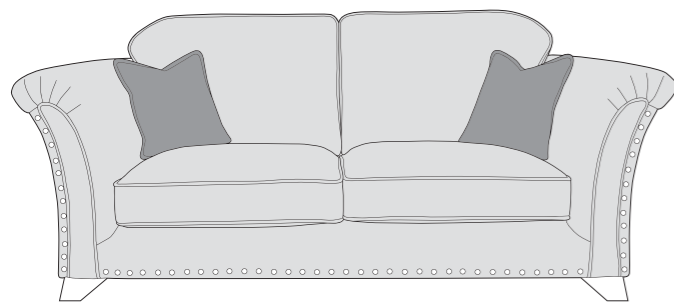
ALU (AU)



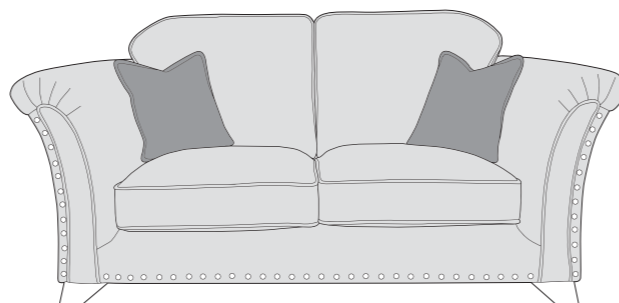
4 Seater Modular Sofa (4MD)



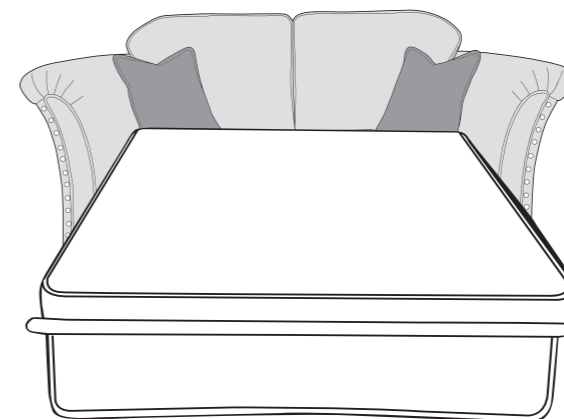
3 Seater Sofa (3ST)



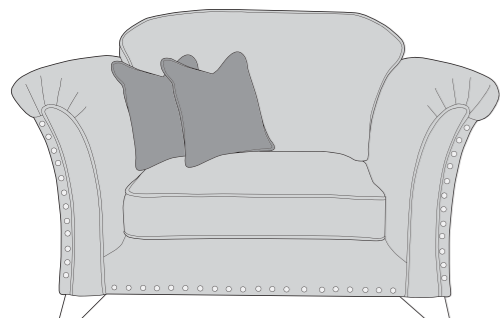
2 Seater Sofa (2ST)



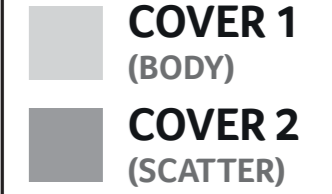

120cm Deluxe Sofa Bed (2DB)



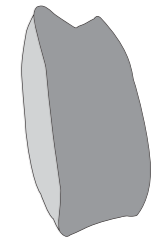
Love Chair (LOV)



Arm Chair (1ST)



Standard Back Scatter Cushions



Flanged Edge
Front = Cover 2
Back = Cover 1

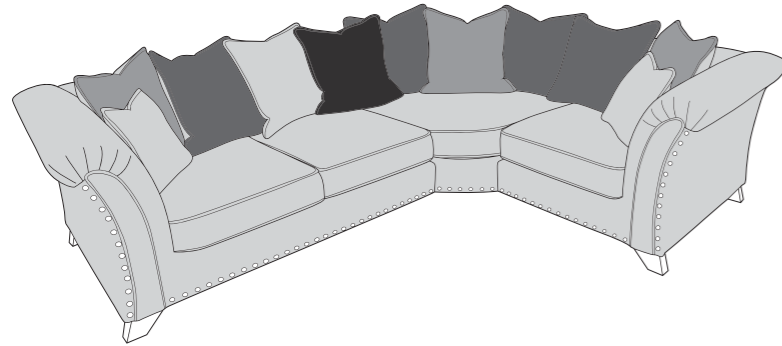


VESPER COVER GUIDE: PILLOW BACK

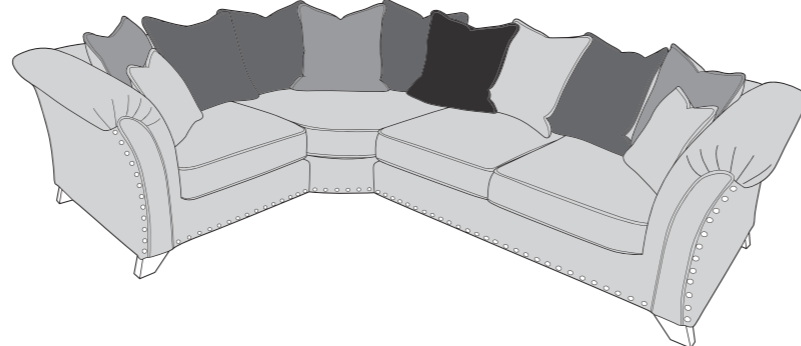
Please use this guide when ordering the following pieces to clarify cover options.

PILLOW BACK - Available with & without studs

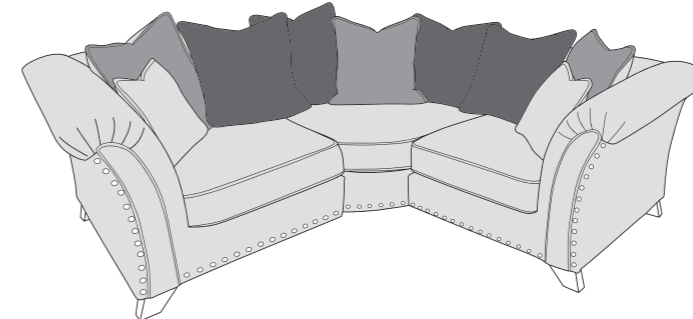
LH2, COR, RH1 (L2, CO, R1)



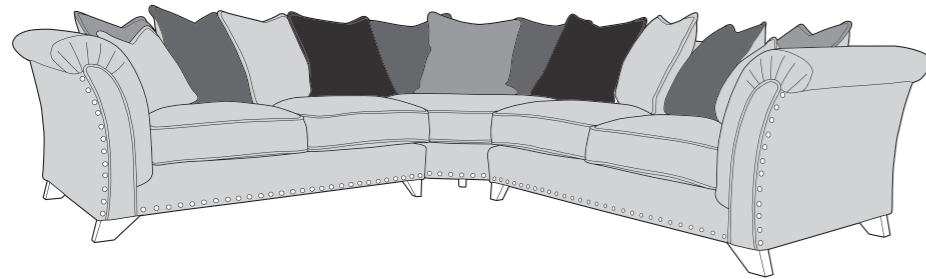
LH1, COR, RH2 (L1, CO, R2)




LH1, COR, RH1 (L1, CO, R1)



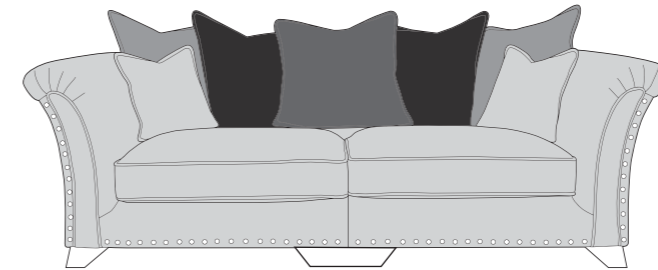
LH2, COR, RH2 (L2, CO, RH2)



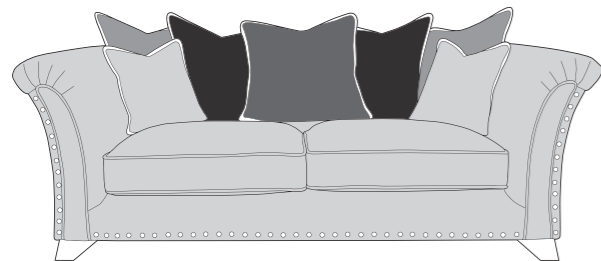
ALU (AU)



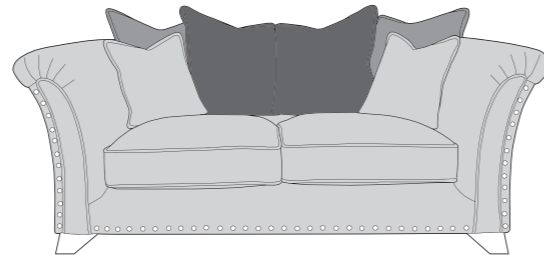
4 Seater Modular Sofa (4MD)



3 Seater Sofa (3ST)




2 Seater Sofa (2ST)



-  **COVER 1**
(BODY,
PILLOW,
SCATTER)
-  **COVER 2**
(PILLOW)
-  **COVER 3**
(PILLOW)
-  **COVER 4**
(PILLOW)

Pillow Back Cushions

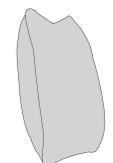


Flanged Edge
Front = Cover 2
Back = Cover 1

Flanged Edge
Front = Cover 3
Back = Cover 1

Flanged Edge
Front = Cover 4
Back = Cover 1

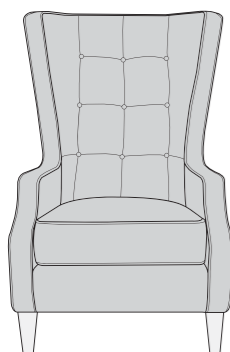
Pillow Back Scatter Cushions



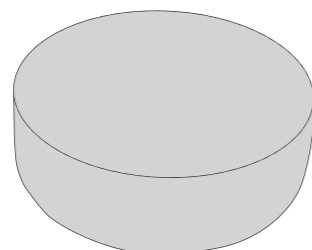
Flanged Edge
Front = Cover 1
Back = Cover 1

SUGGESTED ACCENT PIECES

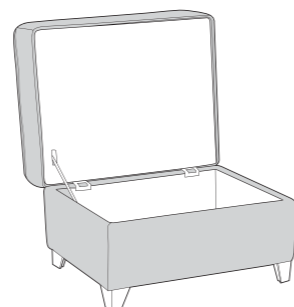
Throne
Accent Chair (ACH)



Arc
Round Footstool (FST)



Vesper
Storage Footstool (FSS)



MANUFACTURER MEMBER



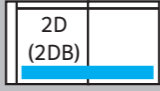
VESPER DIMENSIONS (CM)

AVAILABLE PIECES	HEIGHT 1	OUTBACK HEIGHT	WIDTH 2	DEPTH 3	ARM HEIGHT	SEAT HEIGHT 4	SEAT DEPTH (STANDARD) 5	SEAT DEPTH (PILLOW) 5	SEAT WIDTH 6	ACCESS DIAGONAL 7	WEIGHT (KG)	SCATTER CUSHION NO.
LH1, COR, RH2 or RH1, COR, LH2 CORNER GROUP	92	79	289	223	81	49	N/A	N/A	N/A	117	135.5	2
LH1, COR, RH1 CORNER GROUP	92	79	223	223	81	49	N/A	N/A	N/A	N/A	126	2
LH2, COR, RH2 CORNER GROUP	92	79	289	289	81	49	N/A	N/A	N/A	402	148	2
LH2/RH2 UNIT	92	79	167	104	81	49	52	52	135	194	52.5	1
LH1/RH1 UNIT	92	79	101	104	81	49	52	52	69	141	40	1
ALU - ARMLESS UNIT	92	79	70	104	N/A	49	52		70	121	24.5	N/A
COR - CORNER UNIT	92	79	122	122	N/A	49	65	65	N/A	173	43	N/A
4ML/4MR UNIT (4MD)	92	79	126	104	81	49	52	52	94	159	46.5	1
SOFA BEDS - STD BACK ONLY												
4 SEATER MODULAR SOFA (4MD)	92	79	252	104	81	49	52	52	188	273	93	2
3 SEATER SOFA (3ST)	92	79	219	104	81	49	52	52	155	239	76.5	2
2 SEATER SOFA (2ST)	92	79	200	104	81	49	52	52	136	220	66	2
LOVE CHAIR (LOV)	92	79	158	104	81	49	52	52	91	158	55.5	2
ARM CHAIR (1ST)	92	79	128	104	81	49	52	52	62	160	49.5	1
THRONE CHAIR (ACH)	122	N/A	73	88	N/A	52	54	N/A	55	102	28.5	N/A
ROUND FOOTSTOOL (FST)	33	N/A	97	97	N/A	N/A	N/A	N/A	N/A	97	22	N/A
STORAGE FOOTSTOOL (FSS)	45	N/A	63	50	N/A	N/A	N/A	N/A	N/A	75	12.5	N/A
SOFA BEDS - STD BACK ONLY												
2S (120CM SOFA BED) STANDARD	93		154	96		52	58	N/A	127	171	68	2
OPEN DEPTH OF SOFA BEDS 226CM												

SOFABED:

DELUXE ACTION & SPRUNG MATTRESS
 A two fold metal action with beech slats. Complemented by a deluxe sprung mattress. For everyday use.
Mattress thickness: 11.5cm
Mattress Length: 183cm
2 fold action is 160Kg total max occupancy weight

120cm sofa bed:



Mattress Width: 114cm

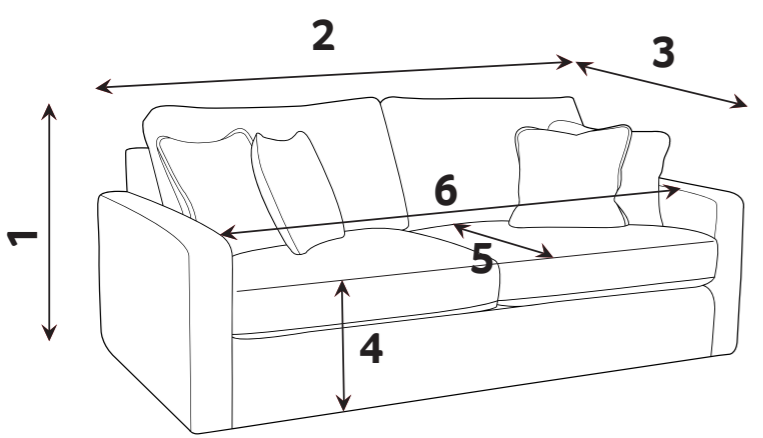
Sofa beds available as standard back only

- * Hardwood & composite board frame.
- * Dowelled, screwed, glued & stapled joinery.
- * Light, Antique & Smokey Grey Wood foot options.

- * Fibre filled backs for added comfort.
- * Feather filled scatters included.
- * foamflex+ seat interior.

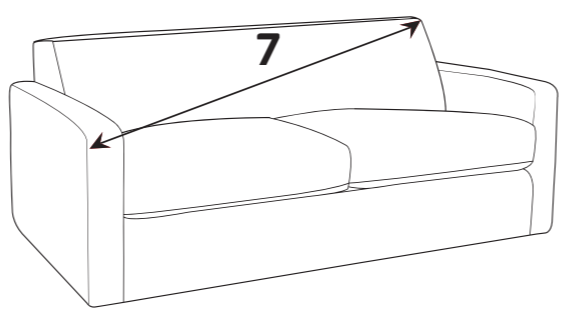
- * Serpentine seat springs & silent wire.
- * Elasticated back webbing.

DIMENSION GUIDE



- 1 - HEIGHT
- 2 - WIDTH
- 3 - DEPTH
- 4 - SEAT HEIGHT
- 5 - SEAT DEPTH (STD & PILLOW)
- 6 - SEAT WIDTH
- 7 - DIAGONAL ACCESS

Check the diagonal access dimension to ensure furniture will fit in your home.



Illustrations used for reference only.

foamflex+

Our expertly engineered foam seat interior gives you the comfort of fibre with the retention of foam.

CARE GUIDE

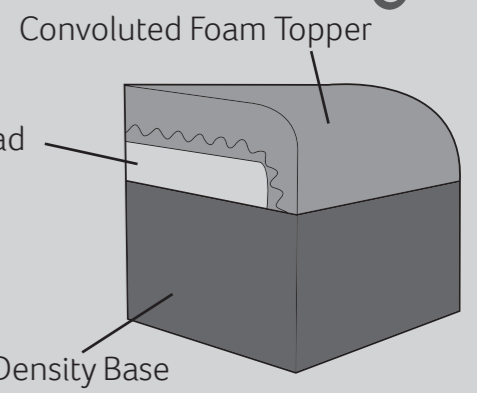
To improve the longevity of your hand-made furniture, we recommend rotating cushions (where applicable).

For further information on maintaining your furniture, please refer to the Care Guide located under the seat platform.

FOOT OPTIONS:



SOFA BED FEET: Antique (Dark), Beech (Light), Smokey Grey



Please note : All dimensions are approximate. Allow tolerance of +/- 2.5cm.

Wood is a natural product and will vary in shade/colour from item to item. Feet may require fitting.